



FRIENDS OF NANTAHALA LAKE

FONL is an organization comprised of residents interested in the preservation of Nantahala Lake environment and promoting safe boating and recreation.

FONL mission:



Protect the natural environment of the lake and surrounding area.

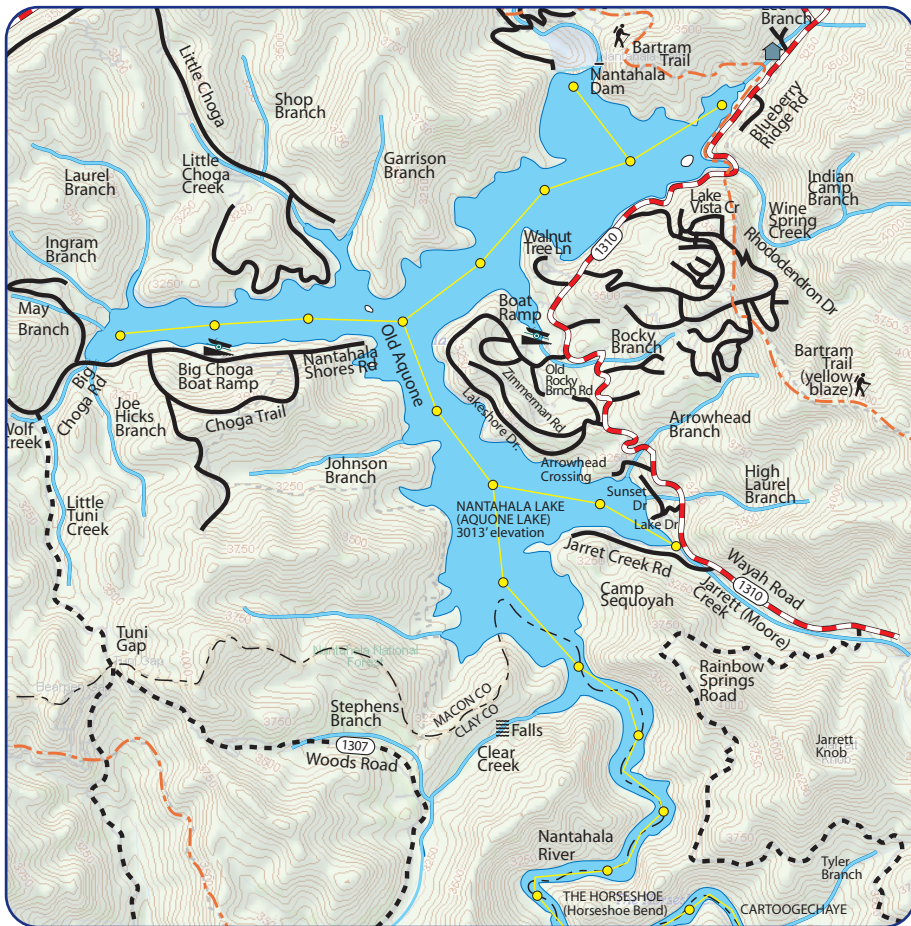


Monitor water quality.



Promote safe lake recreation.

For more information please contact: nantahalalakefriends@gmail.com • **FONL.ORG**



FRIENDS OF NANTAHALA LAKE

Nantahala Lake Boating Guidelines

Provided by Friends of Nantahala Lake as a courtesy to boaters.

We trust you will safely enjoy your time on the most pristine, beautiful lake in the Eastern United States!

These guidelines are a summary, please refer to NC Wildlife boating rules and regulations for complete list of boating rules and regulations.

<https://www.ncwildlife.org/Portals/0/Boating/documents/VOG.pdf>



► **ALCOHOL & DRUGS:**

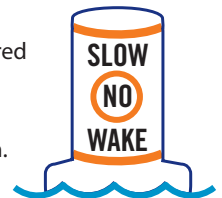
- Operating a watercraft while impaired is subject to prevailing enforcement and liability standards, e.g., blood alcohol concentration less than 0.08.

► **RECKLESS OPERATION:**

- Do not cross a wake closely behind another boat.
- When overtaking another vessel, pass that vessel on your right (its left) as if you were in a car.
- Be respectful of fishermen – no-wake when passing.
- Operators must remain 100 feet from swimmers, manually propelled vessels, etc.

► **SPEED LIMITS:**

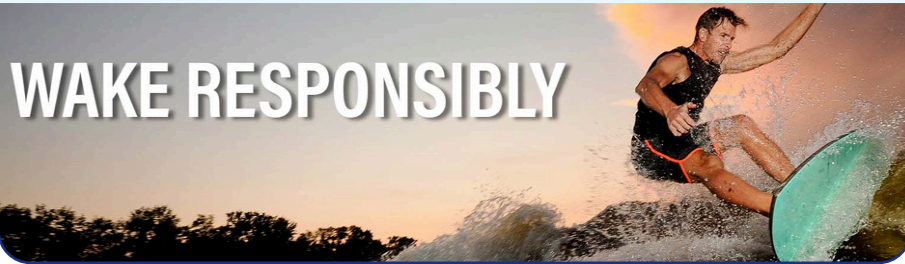
- **Adhere to all No Wake zones. No Wake means you are at idle speed, creating no waves.**
- No Wake areas extend 100 feet from any dock, anchored or moored vessel, swim float, marked swimming area, swimmers, persons engaged in angling, or any manually operated propelled vessel.
- Vessels should be operated at reasonable speeds for the situation.



NC WILDLIFE GUIDELINES FOR WAKE BOAT RESPONSIBILITY

1. Stay at least 200 feet away from the shoreline, docks or other structures.
2. Keep music at reasonable levels. Sound travels well over water. If it is loud enough to hear at 80 feet back, it is likely loud enough for homeowners and others to hear.
3. Minimize repetitive passes on any one portion of the shoreline. Once you've run the same line for awhile, move on to another area.
4. The ballasts of wake boats fill with water and transfer of aquatic nuisance species could be an issue. Completely empty ballasts before launching.

You Are Responsible for Your Own Wake



WAKE RESPONSIBLY

▶ GENERAL WATERCRAFT SAFE OPERATING GUIDELINES:

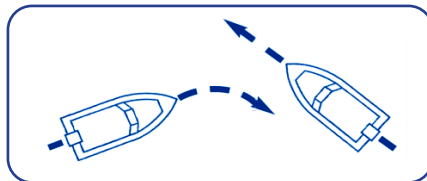
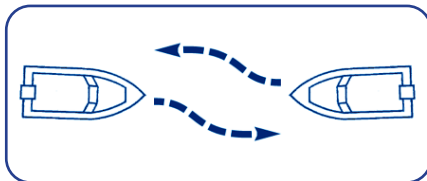
- Life vests must be worn by watercraft passengers under the age of 13
- Running lights should be used from Sunset to Sunrise
- Vessels towing skiers must remain 100' from any other vessel; no vessel should follow a towed skier/tuber/boarder any closer than 100' from behind.
- When operating a watercraft with a 10hp+ motor, operators born after 1988 must possess a NC Boater Safety certificate.

▶ RULES OF THE ROAD

Safe navigation is very largely a matter of boating courtesy, or the observation of the "golden rule" in marine traffic. Certain navigational "rules of the road" should be understood and adhered to by those who share the use of our public waters.

Meeting and Crossing

When two vessels approach each other from opposite directions, each must alter course to the right to avoid collision.



▶ OPERATING A PERSONAL WATERCRAFT (PWC), "JET SKI":

- PWC's should be operated at reasonable speeds for the situation.
- Persons under the age of 14 **CANNOT** operate a PWC
- Persons 14 - 16 can operate a PWC **only if**:
 - The person is accompanied by a person at least 18 years of age who occupies the PWC with them; **OR**
 - The person possesses ID proof of age and a boating safety certification or card indicating satisfactory completion of a National Association of State Boating Law Administrators (NASBLA) approved boating safety education course.
- PWC's cannot be operated from sunset to sunrise.
- Operator and passenger(s) must wear life vest(s) at all times when operating a PWC.



▶ WATER SKIING AND TUBING

- When towing a person(s) on water skis, tube, wake board, surfboard, etc, the vessel (any watercraft or PWC) must include an observer in addition to the operator, **OR** be equipped with a rear view mirror.
- Towing persons on devices is prohibited between one hour after sunset and one hour before sunrise.
- Towing must be in a location where the device and person being towed cannot be manipulated to collide with the shoreline or any other object, vessel or person.



INFORMATION ABOUT NANTAHALA LAKE

- The lake is comprised of 1605 acres.
- The lake shoreline primarily borders USFS, Nantahala Forest.
- It is 250' deep at the deepest point.
- Nantahala Lake is the largest lake 3000' (or more) above sea level in the eastern US.

Duke Energy regulates usage of all lake shoreline and island shoreline extending from lake level to the land elevation ten vertical feet above the normal full lake level. Interior to this, lands may be privately owned or be part of the Nantahala National Forest and be managed by the USDA Forest Service. Access to privately owned land is under control of the private landowner.

